

BANYAN COLLECTION

PAPYRUS

2 Bedrooms / 3.5 Baths / Casita / Great Room / Study / 2-Car Garage / 1-Car Garage



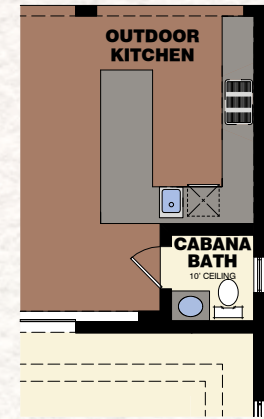
Elevation A



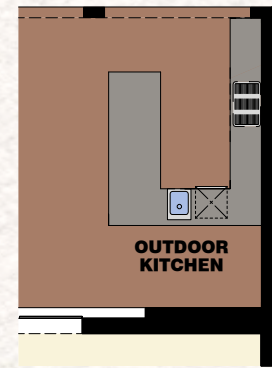
Elevation B



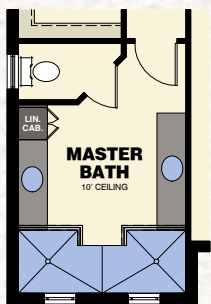
FLOOR PLAN



AVAILABLE OUTDOOR KITCHEN WITH CABANA BATH VARIATION




AVAILABLE OUTDOOR KITCHEN VARIATION



AVAILABLE MASTER BATH VARIATION

Total Living Area	3,218 S.F.
2-Car Garage	532 S.F.
1-Car Garage	250 S.F.
Entry	38 S.F.
Lanai	801 S.F.
<b>Total</b>	<b>4,839 S.F.</b>
Courtyard	1,100 S.F.
Entry Courtyard	89 S.F.
Opt. Cabana Bath	40 S.F.



AVAILABLE ELEVATION B WINDOW VARIATION

